

# NO<sub>x</sub> Removal by Selective Noncatalytic Reduction with Urea Solution in a Fluidized Bed Reactor

Sang Mun Jeong and Sang Done Kim<sup>†</sup>

Department of Chemical Engineering and Energy & Environment Research Center,  
Korea Advanced Institute of Science and Technology, Taejeon 305-701, Korea  
(Received 2 April 1999 • accepted 27 April 1999)

**Abstract**—A fluidized bed reactor has been developed to overcome the plugging problem of urea injection by employing a sparger rather than nozzles in the SNCR process for simultaneous removal of SO<sub>2</sub> and NO<sub>x</sub>. In a developed fluidized bed reactor, the optimum temperature to remove NO<sub>x</sub> is shifted to lower values, the reaction temperature window is widened with the presence of CO in flue gas, and NO conversion is higher than that in a flow reactor. The optimum amount of urea injection in the reactor is found to be above 1.2 based on the normalized stoichiometric molar ratio (NSR) with respect to NO conversion. In the simultaneous removal of SO<sub>2</sub>/NO, conversions of SO<sub>2</sub> and NO reach 80-90%, nearly the same values for the individual removal of SO<sub>2</sub> and NO above 850 °C.

Key words : NO<sub>x</sub> Removal, Urea, Selective Noncatalytic Reduction (SNCR), Nozzle, Fluidized Bed

## INTRODUCTION

Numerous studies have been reported for cost-effective NO<sub>x</sub> reduction from stationary combustion sources. These technologies include selective catalytic reduction (SCR) and selective non-catalytic reduction (SNCR). In these processes, a chemical agent is injected into flue gas stream. SCR processes, which can achieve NO<sub>x</sub> removal at lower temperatures, are more complicated, expensive and require higher upstream pressures than SNCR processes. Also, the SNCR process is a useful method for NO<sub>x</sub> reduction by injecting amines (-NH-) or cyanides (-CN-) containing selective reducing agents such as NH<sub>3</sub>, urea, cyanuric acid and ammonium sulfate into flue gas. This process could rapidly and effectively reduce NO to N<sub>2</sub> and N<sub>2</sub>O at 1,073-1,373 K [Gullett et al., 1994]. It has been reported that injection of some additives together with the reducing agent in SNCR processes can lower and widen the optimum reaction temperature window for NO<sub>x</sub> reduction [Lee and Kim, 1996; Lim et al., 1997; Leckener et al., 1991; Duo et al., 1992]. On the other hand, SNCR processes have some drawbacks to overcome difficulties of reaction temperature control, nozzle plugging due to injection of reducing agent and formation of ammonium salt by the reaction of reducing agent (NH radicals) with SO<sub>2</sub> in flue gas.

Therefore, in the present study, a simple sparger was installed in a fluidized bed reactor to eliminate nozzle plugging due to the injection of urea solution in the reactor to remove SO<sub>2</sub> and NO<sub>x</sub> simultaneously. The effects of reaction temperature, normalized stoichiometric molar ratio (NSR), O<sub>2</sub> concentration, gas flow rate and SO<sub>2</sub> on NO reduction have been determined in a fluidized bed reactor.

## EXPERIMENTAL

<sup>†</sup>To whom correspondence should be addressed.  
E-mail : kimsd@cais.kaist.ac.kr

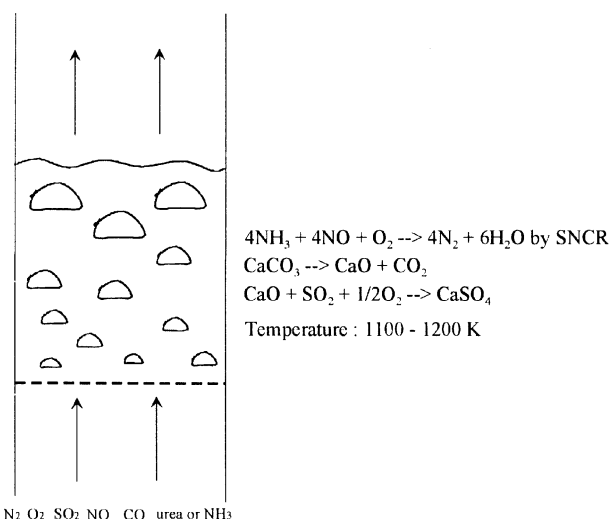


Fig. 1. Reaction scheme of SO<sub>x</sub>/NO<sub>x</sub> removal in a fluidized bed.

The reaction scheme of SO<sub>x</sub>/NO<sub>x</sub> removal in a fluidized bed reactor is shown in Fig. 1. NO in flue gas and NH radicals produced from evaporation of urea solution were mixed and reacted through a distributor and the bubbling fluidized bed with violent solid mixing. The reactor was operated at 1,100-1,200 K where NO can be reduced by the injected of NH radicals and gaseous additive (CO) and SO<sub>2</sub> can also react with the calcined lime to produce CaSO<sub>4</sub>. The multiple reactions such as NO reduction, calcination of limestone and sulfation of calcined CaO with SO<sub>2</sub> take place in the bubbling fluidized bed.

Experiments were carried out in a fluidized bed reactor (0.15 m-ID×2.5 m-high) having a bubble cap type distributor as shown in Fig. 2. The experimental apparatus consisted of three sections: a gas feeding system, a reactor and a gas analyzer. Simulated flue gas was introduced in the reactor through flow meters. An electric heater was installed to preheat the simulated

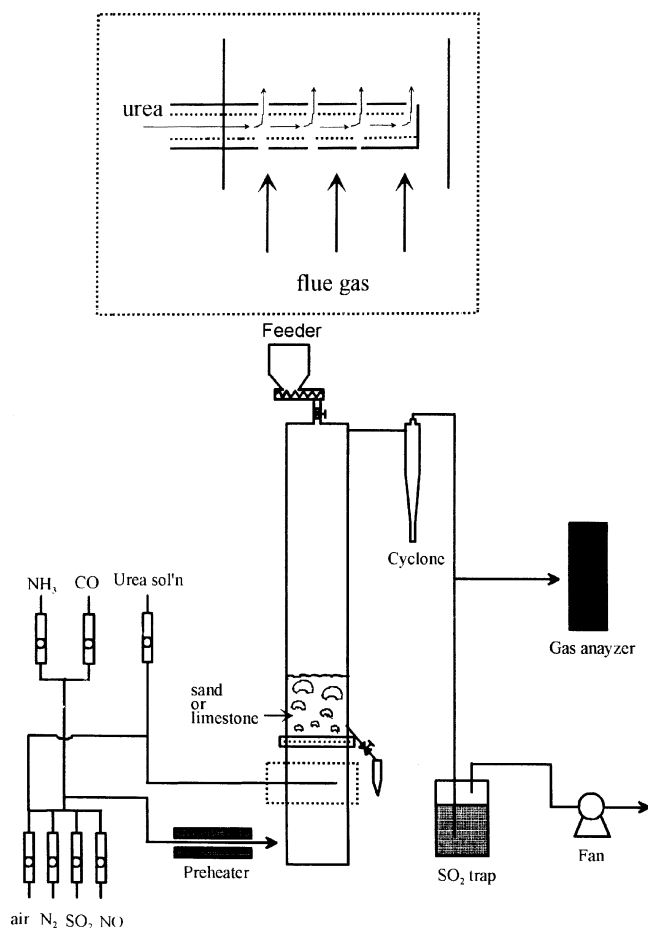


Fig. 2. Experimental apparatus (fluidized bed reactor).

flue gas (400 ppm NO, 400 ppm CO, 5% O<sub>2</sub>, balanced N<sub>2</sub>). Urea solution was injected through a sparger by pressure instead of atomizing nozzles to eliminate nozzle plugging. A cyclone was installed at the outlet of the reactor. The outlet concentration of flue gas was measured by a Non-dispersed Infrared (ND-IR) type gas analyzer with a vacuum pump. The particle size of the bed material (sand or limestone), which was introduced into reactor through a screw feeder, was 500  $\mu$ m and the static bed height was 0.15 m from the distributor. The flow rate of the simulated flue gas was 2 U<sub>mf</sub> of the bed material. The inlet concentrations of NO and CO as an additive in the reactor were 400 ppm in 6% O<sub>2</sub> condition, respectively. After the reactor reached steady state, urea solution (5% w/w) was introduced into the reactor through a sparger. During the experiments, the molar ratio of urea solution to NO was varied from 0.5 to 2.5. The concentrations of outlet gases were measured by ND-IR gas analyzer and recorded on a personal computer.

## RESULTS AND DISCUSSION

Carbon monoxide (CO) is produced by insufficient combustion due to oxygen deficiency in a fuel-rich region. It has been reported that the optimum temperature is shifted to lower values and reaction temperature window is widened by the presence of CO in flue gas [Caton and Siebers, 1989]. Also, the

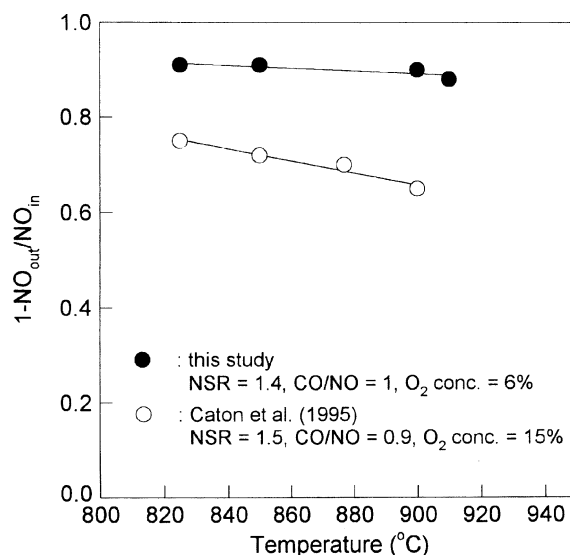


Fig. 3. Effect of reaction temperature on NO reduction using NH<sub>3</sub> as a reducing agent.

presence of a calcium-based sorbent such as limestone during combustion increases NO<sub>x</sub> emission [Leckner and Amand, 1987; Kiil et al., 1996]. Therefore, CO as an additive and sand as the bed material, which is inert to the reaction with NH<sub>2</sub> radical, were used to lower the reaction temperature and to enhance gas mixing between NO and the reducing agents.

The effect of temperature on NO conversion with NH<sub>3</sub> as a reducing agent is shown in Fig. 3. As can be seen, NO conversion reaches 90% since flue gas is well mixed through a pre-heater, a distributor and in the bed of sand particles. The effect of CO addition to flue gas on NO conversion can be explained by CO oxidation in the presence of water vapor. Oxidation of CO in the presence of water vapor increases the supplies of OH and O at lower temperatures by the reactions of  $H+O_2 \leftrightarrow OH+O$  and  $O+H_2O \leftrightarrow OH+OH$  coupled with the reaction of  $OH+CO \leftrightarrow H+CO_2$  as in the CO oxidation mechanism. The availability of OH and O-atoms at lower temperatures shifts both NO reductions, which results in lowering the optimum reaction temperature [Suhlmann and Rotzoll, 1993]. As can be seen in Fig. 3, NO conversion in the present study is higher than that of Caton et al. [1995] in the O<sub>2</sub> rich condition (15%). The difference in NO conversion may result from the more active oxidation to NO of NH<sub>2</sub> radicals in the O<sub>2</sub> rich condition.

The effect of NSR on NO conversion in the different reactors with different gas mixing intensity is shown in Fig. 4. It has been reported that NO conversion in SNCR is affected by the degree of gas mixing and geometry of reactors [Føstberg et al., 1997]. NO conversions in flow reactor with a distributor and nozzles in the present study and that of Jødal et al. [1990] were measured in the CO-free condition at 950 °C. As can be seen in Fig. 4, NO conversion increases with NSR up to 1.2 and remains constant with a further increase in NSR in the present fluidized bed reactor. However, NO conversions in the flow reactors remain constant at an NSR value above 1.5. This finding may indicate gas mixing in the developed fluidized bed reactor is superior compared to a conventional flow reactor.

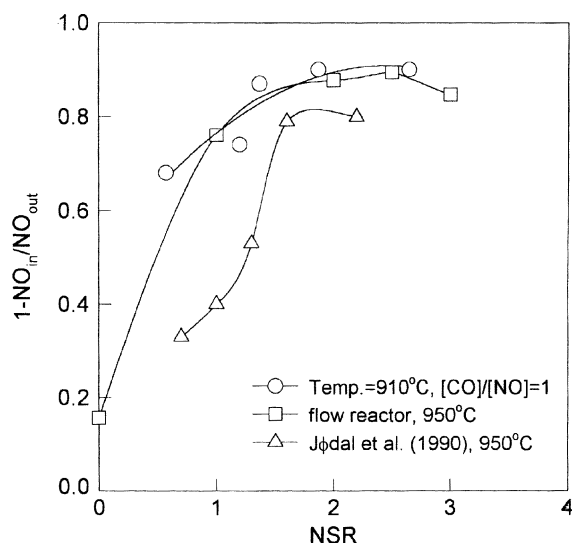


Fig. 4. Effect of normalized stoichiometric ratio (NSR) on NO reduction using urea solution as a reducing agent.

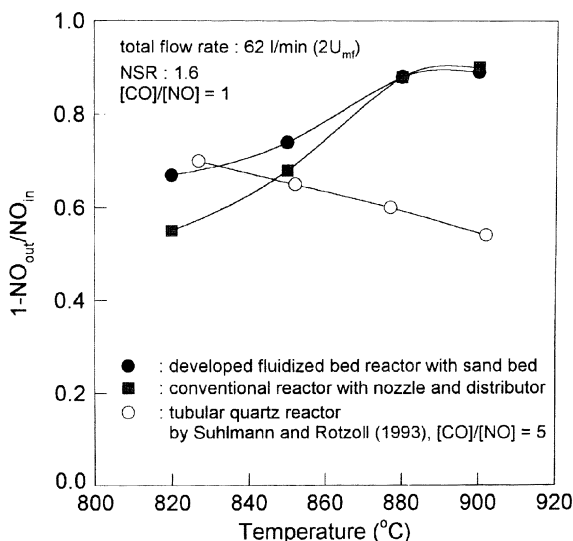


Fig. 5. Comparison of NO reductions in flow reactors and a developed fluidized bed reactor.

As can be seen in Fig. 5, NO conversion in the present fluidized bed of sand particles with a sparger is higher than that of a conventional flow reactor with nozzles and a distributor at lower temperatures (<850 °C) since gas mixing is enhanced by solid mixing in the bubbling fluidized bed. However, NO conversions in two different reactors are nearly the same at a reaction temperature above 880 °C since SNCR has a very fast radical reaction which exhibits the optimum conversion at that temperature range. A gas distributor in a conventional flow reactor provides good gas mixing that produces higher NO conversion in the present fluidized bed reactor compared to that in a tubular quartz reactor [Suhlmann and Rotzoll, 1993]. With increasing reaction temperature in a tubular quartz reactor, NO conversion decreases since the reaction path is altered by the excess CO [Suhlmann and Rotzoll, 1993]. Therefore, it can be claimed that the fluidized bed reactor with a sparger for urea

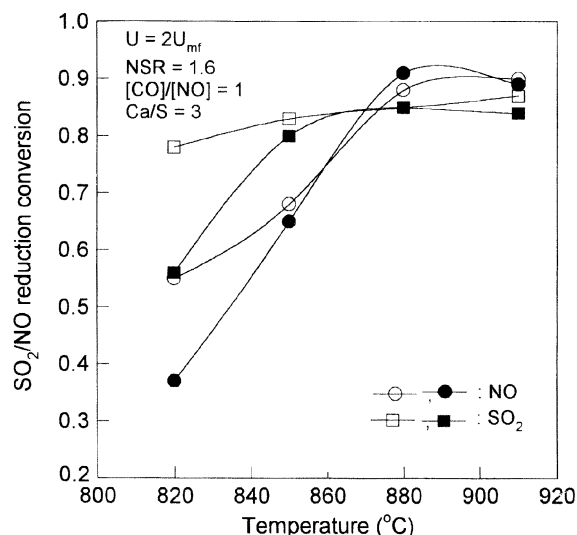


Fig. 6. Effect of temperature on SO<sub>2</sub>/NO reduction in a developed reactor; open symbol: individual removal, closed symbol: simultaneous removal.

injection system is an effective means for reduction of NO<sub>x</sub> in SNCR process.

Sulfur dioxide (SO<sub>2</sub>) reacts rapidly with CaO (calcined limestone) to produce CaSO<sub>4</sub> at the temperature range of 800-1,000 °C that coincides with the optimum temperature range for NO removal by SNCR in the present study. Therefore, simultaneous removal of SO<sub>2</sub> and NO was carried out in the bed of limestone (CaCO<sub>3</sub>) particles instead of sand particles. At a reaction temperature above 800 °C, limestone particles are calcined very rapidly to produce CO<sub>2</sub> and lime (CaO) that reacts with SO<sub>2</sub> in flue gas to form CaSO<sub>4</sub> since calcination is much faster than sulfation. Also, CO<sub>2</sub> is evolved through bubbles, and then the gas-solid reaction between SO<sub>2</sub>, O<sub>2</sub> and CaO proceeds. At the same time, NO is removed by NH radicals from the decomposition of urea solution.

The effects of reaction temperature on the individual and simultaneous removals of SO<sub>2</sub>/NO are shown in Fig. 6. Simultaneous removal of SO<sub>2</sub> and NO is significantly lower than that of the individual removal of SO<sub>2</sub> or NO at 820 °C. Lower NO conversion may result from active oxidation of NH<sub>3</sub> to NO on the calcined limestone [Wallman and Carlsson, 1993] and lower SO<sub>2</sub> conversion may be due to the inhibition of SO<sub>2</sub> adsorption by NH<sub>3</sub> on calcined limestone at 820 °C. However, it has been reported that oxidation of NH<sub>3</sub> to NO decreases due to the reduction of NH<sub>3</sub> adsorption onto the calcined limestone at higher temperatures [Wallman and Carlsson, 1993]. Also, Lin et al. [1993] reported that sulfation of limestone can reduce oxidation of NH<sub>3</sub> due to the decrease of NH<sub>3</sub> adsorption onto limestone by pore plugging. In the present simultaneous SO<sub>2</sub> and NO removal process, the amount of sulfates in the calcined limestone gradually increases with reaction time. As a result, conversions of SO<sub>2</sub> and NO in the simultaneous removal reach 80-90%, which agrees reasonably well with the individual removal of SO<sub>2</sub> and NO. Therefore, it can be claimed that the higher sulfation conversion of calcined limestone has to be maintained for efficient removal of SO<sub>2</sub> and NO.

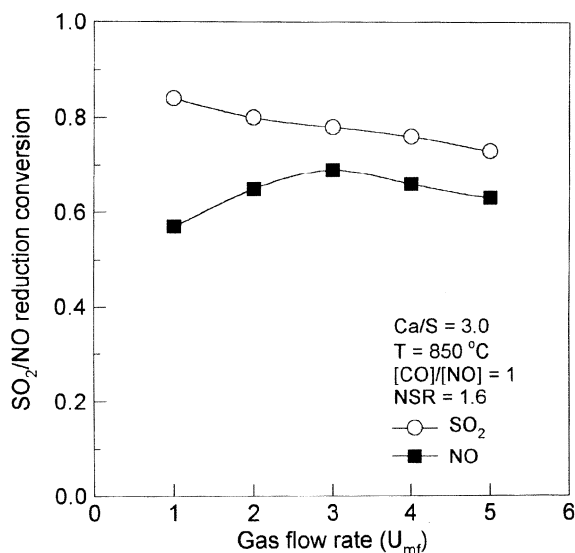


Fig. 7. Effect of gas flow rate on SO<sub>2</sub>/NO reduction in a developed reactor.

The effect of gas flow rate on conversions of SO<sub>2</sub> and NO at 850 °C is shown in Fig. 7. As can be seen, SO<sub>2</sub> conversion decreases with increasing gas flow rate due to bypassing of SO<sub>2</sub> to the freeboard region through bubbles. On the other hand, NO conversion exhibits a maximum value at 3  $U_{mf}$ . Therefore, it can be concluded that the developed fluidized bed reactor with a sparger for urea injection in the SNCR process is an effective tool for removing NO and SO<sub>2</sub> from flue gas.

### CONCLUSIONS

The deNO<sub>x</sub> characteristics by SNCR have been determined in a fluidized bed reactor with a sparger for urea injection. The optimum temperature is shifted to lower values and the window of the reaction temperature is widened by the presence of CO in the flue gas. The optimum amount of urea to be injected is found to be an NSR value above 1.2 with respect to NO conversion. NO conversion in the developed fluidized bed is higher than that in a flow reactor. In simultaneous removal of SO<sub>2</sub>/NO, conversions of SO<sub>2</sub> and NO are nearly the same as in the case of the individual removal of SO<sub>2</sub> and NO above 850 °C. The developed fluidized bed in the present study is an effective reactor for removing SO<sub>2</sub> and NO.

### ACKNOWLEDGEMENT

The authors acknowledge a grant-in-aid from the Ministry of Commerce, Industry and Energy, Korea.

### REFERENCES

- Caton, J. A. and Siebers, D. L., "Comparison of Nitric Oxide Removal by Cyanuric Acid and by Ammonia," *Combust. Sci. Technol.*, **65**, 277 (1989).
- Caton, J. A., Narney, J. K., Cariappa, C. and Laster, W. R., "The Selective Noncatalytic Reduction of Nitric Oxide Using Ammonia at up to 15% Oxygen," *Can. J. Chem. Eng.*, **73**, 345 (1995).
- Duo, W., Dam-Johansen, K. and Østergaard, K., "Kinetics of Gas-Phase Reaction Between Nitric Oxide, Ammonia and Oxygen," *Can. J. Chem. Eng.*, **70**, 1014 (1992).
- Gullett, B. K., Groff, P. W., Lin, M. L. and Chen, J. M., "NO<sub>x</sub> Removal with Combined Selective Catalytic Reduction and Selective Noncatalytic Reduction: Pilot-Scale Test Results," *J. Air & Waste Manage. Assoc.*, **44**, 1188 (1994).
- Jødal, M., Nielsen, C., Hulgaard, T. and Dam-Johansen, K., "Pilot-Scale Experiments with Ammonia and Urea as Reductants in Selective Non-Catalytic Reduction of Nitric Oxide," 23<sup>rd</sup> Symp. Int. on Combustion, 237 (1990).
- Kiil, S., Bhatia, S. K. and Dam-Johansen, K., "Modelling of Catalytic Oxidation of NH<sub>3</sub> and Reduction of NO on Limestone during Sulphur Capture," *Chem. Eng. Sci.*, **51**, 587 (1996).
- Leckner, B. and Amand, L. E., "Emissions from a Circulating and a Stationary Fluidized Bed Boiler," Proceedings of the 9<sup>th</sup> International Conference of FBC, **2**, 891 (1987).
- Leckner, B., Karlsson, M., Dam-Johansen, K., Weinell, C. E., Kilpinen, P. and Hupa, M., "Influence of Additives on Selective Noncatalytic Reduction of NO with NH<sub>3</sub> in Circulating Fluidized Bed Boilers," *Ind. Eng. Chem. Res.*, **30**, 2396 (1991).
- Lee, J. B. and Kim, S. D., "Kinetics of NO<sub>x</sub> Reduction by Urea Solution in a Pilot Scale Reactor," *J. Chem. Eng. Japan*, **30**, 161 (1996).
- Lim, Y. I., Yoo, K. S., Jeong, S. M., Kim, S. D., Lee, J. B. and Choi, B. S., "A Study on NO<sub>x</sub> Removal from Flue Gas by Using Urea Solution," *HWAHAK KONGHAK*, **35**, 83 (1997).
- Lin, W., Johnsson, J. E., Dam-Johansen, K. and Van den Bleek, C. M., "Interactions Between NO<sub>x</sub> Emission and Desulphurization in FBC: A Laboratory Study of Catalytic NH<sub>3</sub> Oxidation over CaO based Sorbent During Sulphation," Proceedings of the 12<sup>th</sup> International Conference on FBC, **2**, 1093 (1993).
- Suhlmann, J. and Rotzoll, G., "Experimental Characterization of the Influence of CO on the High-Temperature Reduction of NO by NH<sub>3</sub>," *Fuel*, **72**, 175 (1993).
- Wallman, P. H. and Carlsson, R. C. J., "NO<sub>x</sub> Reduction by Ammonia: The Effects of Pressure and Mineral Surface," *Fuel*, **72**, 187 (1993).
- Østberg, M., Dam-Johansen, K. and Johnsson, J. E., "Influence of Mixing on the SNCR Process," *Chem. Eng. Sci.*, **52**, 2511 (1997).