

ZnO/Cr₂O₃ Catalyst for Reverse-Water-Gas-Shift Reaction of CAMERE Process

Sang-Woo Park*, Oh-Shim Joo†, Kwang-Deog Jung, Hyo Kim* and Sung-Hwan Han

Catalysis Laboratory, Korea Institute of Science and Technology, Cheongryang P.O. Box 131, Seoul, South Korea

*Department of Chemical Engineering, University of Seoul, 90 Chonnon-gong, Tongdaemun-gu, Seoul, South Korea

(Received 18 September 2000 • accepted 16 October 2000)

Abstract—The stability and the activity of Fe₂O₃/Cr₂O₃ and ZnO/Cr₂O₃ catalysts were examined for a reverse-water-gas-shift reaction (RWReaction). The initial activities of those catalysts were quite high so that the conversion reached close to equilibrium. The activity of Fe₂O₃/Cr₂O₃ catalyst decreased from 33.5 to 29.8% during the RWReaction for 75 h at 873 K with GHSV (ml/g_{cat} · h) of 100,000. Moreover, the coke formation on the Fe₂O₃/Cr₂O₃ catalyst caused clogging in the RWReactor of the CAMERE process. On the other hand, the ZnO/Cr₂O₃ catalyst showed no coke formation and no deactivation for the RWReaction at 873 K with GHSV (ml/g_{cat} · h) of 150,000. The ZnO/Cr₂O₃ was a good catalyst for the RWReaction of the CAMERE process.

Key words: CAMERE Process, Reverse-Water-Gas-Shift Reaction, Fe₂O₃/Cr₂O₃, ZnO/Cr₂O₃

INTRODUCTION

The conversion of CO₂ to chemical resources has been attempted by several methods to mitigate greenhouse effects [Jessop et al., 1995; Usui and Ikenouchi, 1997; Kitamura and Tazuke, 1983; Lee et al., 1999]. In particular, the catalytic hydrogenation of CO₂ to form methanol [Shen et al., 2000] is an efficient process for treating a large quantity of CO₂, minimizing the hydrogen loss compared with that of hydrocarbon production.

We have reported the CAMERE (Carbon Dioxide Hydrogenation to Form Methanol via a Reverse-Water-Gas-Shift Reaction) process to convert CO₂ into methanol, which consists of a reverse-water-gas-shift reaction (RWReaction) and a methanol synthesis reaction [Joo et al., 1999]. In the CAMERE process, carbon dioxide and hydrogen were converted to CO and H₂O by RWReaction, and then the mixture gas of CO/CO₂/H₂ was fed into the methanol synthesis reactor after water was removed. The higher the conversion of CO₂ to CO was in the RWReaction, the higher the methanol productivity was in the CAMERE process [Park et al., 2000]. Therefore, the development of an active and stable catalyst for the RWReaction was a critical requirement for the CAMERE process.

For several decades the water-gas-shift reaction has been studied intensively in order to adjust the H₂/CO ratio in the synthesis gas. However, because of limited demand, the reverse-water-gas-shift reaction has attracted little attention. The Fe₂O₃/Cr₂O₃ catalyst is a well-known commercial catalyst for the water-gas-shift reaction [Twigg, 1989]. The commercial catalyst Fe₂O₃/Cr₂O₃ was a logical candidate for the RWReaction of the CAMERE process. In this report the activity and the stability of the Fe₂O₃/Cr₂O₃ catalyst were investigated for the RWReaction. The Fe₂O₃/Cr₂O₃ catalyst showed severe deactivation, which was attributed to the reduction of Fe₂O₃ to the Fe metal. As a result, a new type of catalyst for the RWReaction, ZnO/Cr₂O₃, was developed. The ZnO/Cr₂O₃ catalyst showed good activity and stability without coke formation.

EXPERIMENTAL

The ZnO/Cr₂O₃ catalyst (Zn : Cr=2 : 1 in molar ratio) was prepared by a co-precipitation of the corresponding metal nitrates [Joo et al., 1996]. The catalyst was calcined at 773 K before the RWReaction. The activities of the ZnO/Cr₂O₃ and a Fe₂O₃/Cr₂O₃ (Fe : Cr=9 : 1 in molar ratio) catalysts were studied for the RWReaction at the temperature range of 673-1,023 K with GHSV (ml/g_{cat} · h) of 15,000. The RWReaction was carried out at atmosphere pressure with an H₂/CO₂ ratio of 3 in the reactant gas. The exit gas was monitored with a gas chromatograph (Shimadzu 8A instrument with a TCD, Porapak Q column 1/8"o.d., 3 m long in program temperature mode for analysis of CO, CO₂, H₂, CH₄ and H₂O).

The BET surface areas of the catalysts were measured by ASAP 2000 (Micromeritics), and they were 82.1 m²/g for the ZnO/Cr₂O₃ and 70.4 m²/g for the Fe₂O₃/Cr₂O₃. Also, the stability of the catalysts was tested under severe reaction conditions of 873 K and GHSV of 100,000 (Fe₂O₃/Cr₂O₃) and 150,000 (ZnO/Cr₂O₃). The catalyst charged in a tubular reactor was heated to the reaction temperature in the presence of CO₂ and H₂ before the RWReaction. The catalysts were characterized by using Temperature-Programmed Oxidation (TPO) and XRD. TPO was performed to confirm the coke formed on the surfaces of Fe₂O₃/Cr₂O₃ and ZnO/Cr₂O₃ after the RWReaction. TPO was performed at a heating rate of 10 K/min and a flow rate of 50 mL/min of 3% O₂ in argon. A quadrupole mass spectrometer (Balzers, MS-Cube 200) was used to analyze the product components during TPO. For the detection of O₂, CO, and CO₂ to the oxidation time, the intensities at m/e=32, 28, 44 were monitored, respectively. X-ray powder diffraction patterns were recorded by a Rigaku D-Max-IIIa diffractometer with CuKα radiation to examine the bulk structure of Fe₂O₃/Cr₂O₃ and ZnO/Cr₂O₃ catalysts.

RESULTS AND DISCUSSION

1. Activity of Fe₂O₃/Cr₂O₃ and ZnO/Cr₂O₃ Catalysts for RWReaction

†To whom correspondence should be addressed.

E-mail: joocat@kist.re.kr

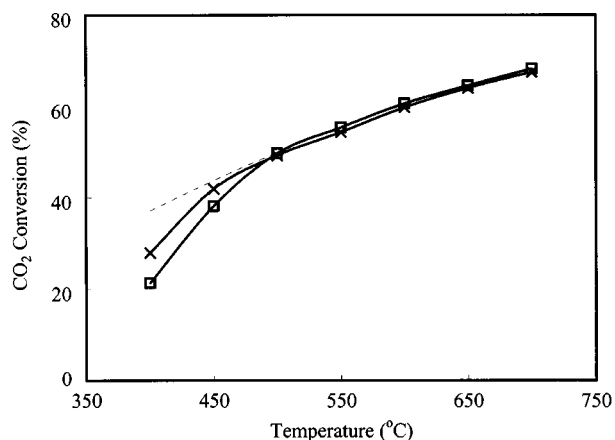


Fig. 1. CO₂ conversion vs temperature in RWReaction over Fe₂O₃/Cr₂O₃ and ZnO/Cr₂O₃ catalysts at GHSV (ml/g_{cat} · h) of 15,000.

----- Equil, —x— : FeCr(9 : 1), —□— : ZnCr(1 : 1)

The RWReaction was carried out in a tubular quartz reactor (3/8" o.d.) to monitor the activities of Fe₂O₃/Cr₂O₃ and ZnO/Cr₂O₃ catalysts. The Fe₂O₃/Cr₂O₃ and ZnO/Cr₂O₃ catalysts showed good activities for the RWReaction at the temperature range of 673–973 K and GHSV (ml/g_{cat} · h) of 15,000. Fig. 1 indicates the conversion of CO₂ vs temperature in the RWReaction. Two catalysts, Fe₂O₃/Cr₂O₃ and ZnO/Cr₂O₃, show good activity for the RWReaction of the CAMERE process. The activities of two catalysts were quite high so that the conversion reached close to the equilibrium at temperatures above 773 K. The RWReaction is endothermic, and hence the CO₂ conversion to CO is favored at high reaction temperature. In the CAMERE process, the methanol productivity markedly increased by the increment of CO concentration in the feed gas of the methanol synthesis reactor, which was dependent on the conversion of CO₂ in the RWReaction [Park et al., 2000]. This means that high catalyst activity for the RWReaction is important for the optimization of the CAMERE process.

2. Stability of Fe₂O₃/Cr₂O₃ Catalyst for RWReaction

The stability of Fe₂O₃/Cr₂O₃ catalyst was tested at 873 K with GHSV (ml/g_{cat} · h) of 100,000. The reaction environment in the RWReaction was very reductive with excess H₂ and high reaction temperature of 873 K. Such a strong reductive condition could easily reduce a metal oxide to the metal state, which was one of the reasons for the catalyst deactivation [Jung et al., 1995, 2000]. It was important to study the RWReaction under such a reaction condition, especially at high space velocity to monitor the stability in a short period of time. Fig. 2 shows the conversion of CO₂ over the Fe₂O₃/Cr₂O₃ catalyst with reaction time. The activity of the catalyst gradually decreased from 33.5 to 29.8% in the reaction period of 75 h. This indicates that the Fe₂O₃/Cr₂O₃ catalyst is not a good candidate for the RWReaction of the CAMERE process, although the Fe₂O₃/Cr₂O₃ is a well-known catalyst for high temperature water-gas-shift reactions.

X-ray powder diffraction patterns were recorded to investigate the transformation of the Fe₂O₃/Cr₂O₃ catalyst after the lifetime test. Fig. 3 shows the XRD spectra of the Fe₂O₃/Cr₂O₃ catalyst before and after the durability test for 75 h. The XRD spectrum of the fresh catalyst indicates the presence of S, Fe₂O₃, and Cr₂O₃ phases

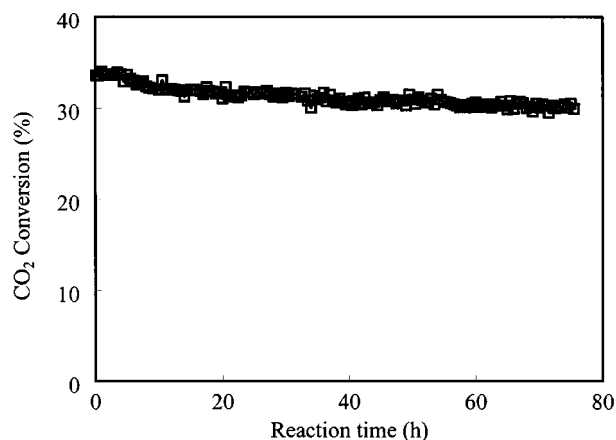


Fig. 2. CO₂ conversion vs reaction time over Fe₂O₃/Cr₂O₃ catalyst at 873 K and GHSV (ml/g_{cat} · h) of 100,000.

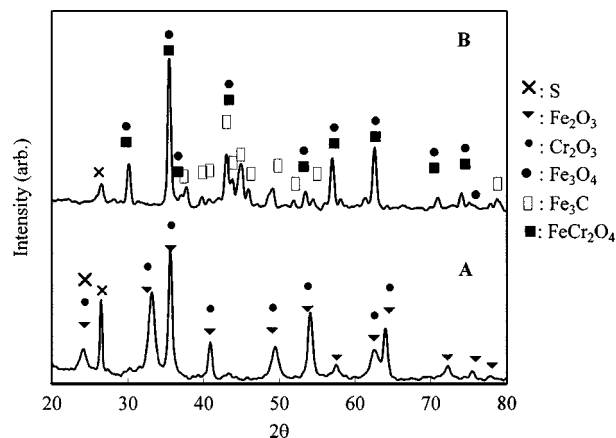


Fig. 3. XRD spectra of Fe₂O₃/Cr₂O₃ catalyst.

A: fresh catalyst, B: used catalyst

(Fig. 3A). However, after the reaction of 75 h, the Fe₂O₃ phase disappeared as well as Cr₂O₃ (Fig. 3B). All the Fe₂O₃ and Cr₂O₃ phases were reduced to Fe₃O₄ and FeCr₂O₄ phases after the RWReaction. The iron carbide of Fe₃C was also produced during the RWReaction. A part of Fe₂O₃ oxide might have been reduced to the Fe metal under the reaction conditions, which was known as an active site for the formation of CH₄ and coke in the water-gas-shift reaction [Twigg, 1989; Yan et al., 1999]. The coke formation on the Fe₂O₃/Cr₂O₃ catalyst used was confirmed by using TPO after a 75 h durability test. Fig. 4 shows the mass intensity spectra of O₂ (m/e=32) and CO₂ (m/e=44) during the TPO. The m/e=28 was also chased by a mass detector to monitor the occurrence of CO, but there was no trace of CO during the TPO. The carbon deposited on the used Fe₂O₃/Cr₂O₃ catalyst started to be oxidized from 643 K and was fully burned at 873 K, which indicates that coke was deposited during the RWReaction, causing the deactivation of the Fe₂O₃/Cr₂O₃ catalyst.

The effect of the coke formation on the Fe₂O₃/Cr₂O₃ catalyst surface was investigated in a large-scale reaction system. The CAMERE process for the methanol synthesis was operated on a production scale of 5 kg methanol per day, and then the process was simulated based on the data. The Fe₂O₃/Cr₂O₃ catalyst of 80 g was load-

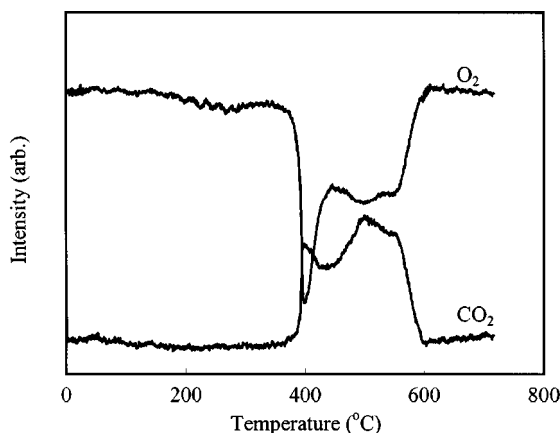


Fig. 4. TPO spectra of Fe₂O₃/Cr₂O₃ catalyst after RWReaction for 60 h. Sample=30 mg, heating rate=10 K/min, 3%O₂+Ar=50 ml/min.

ed in a tubular reactor (1" o.d.) with an electric heater. The particle size of the catalyst was 0.2-0.3 mm. The RWReaction was carried out at 873 K and GHSV of 3,000 for 60 h to investigate the activity and the selectivity of the Fe₂O₃/Cr₂O₃ catalyst. The deactivation of the Fe₂O₃/Cr₂O₃ catalyst was not observed up to 60 h. But the RWReactor started to clog with the coke formed, and then the pressure of the RWReactor increased during the operation. As the pressure of the RWReactor increased, the CO selectivity continually decreased to 98% with CH₄ formation. The CH₄ formation in the RWReactor gave rise to a decrease of the partial pressure of reactant gases in the methanol reactor of the CAMERE process, decreasing the methanol productivity [Twigg, 1989]. The formation of coke and CH₄ on a catalyst should be prevented in the RWReaction of the CAMERE process. Therefore, the Fe₂O₃/Cr₂O₃ catalyst, which is a well-known catalyst for a water-gas-shift reaction, was not a suitable choice for the RWReaction of the CAMERE process.

3. Stability of ZnO/Cr₂O₃ Catalysts

To minimize the coke formation and to maximize a catalyst life, a new type catalyst of ZnO/Cr₂O₃ was investigated. One of the main reasons for coke formation on Fe₂O₃/Cr₂O₃ catalyst was the reduction of the iron oxide. Therefore, a logical choice would be ZnO, which formed a stable spinel structure of ZnCr₂O₄ with Cr₂O₃ [Cavani et al., 1991]. The ZnO/Cr₂O₃ catalysts showed good activity close to the equilibrium conversion even at a high space velocity. The conversion of CO₂ was higher than that of Fe₂O₃/Cr₂O₃ catalyst. It is important to note that the activity of ZnO/Cr₂O₃ catalysts at GHSV of 150,000 was considerably higher than that of Fe₂O₃/Cr₂O₃ catalyst at GHSV of 100,000. The stability of ZnO/Cr₂O₃ catalyst was tested at 873 K and GHSV of 150,000 (Fig. 5). The ZnO/Cr₂O₃ catalyst was stable for the RWReaction up to 120 h. The operation for 120 h at GHSV of 150,000 meant 10 months operation in real operating conditions for the CAMERE process. Those results presented above suggest that ZnO/Cr₂O₃ catalyst would be a proper choice for the RWReaction of the CAMERE process.

An X-ray diffraction experiment was performed to examine the transformation of a ZnO/Cr₂O₃ catalyst after the lifetime test. The XRD spectrum shows that the catalyst is a mixture of ZnO and ZnCr₂O₄ phases (Fig. 6). There was no phase change before and

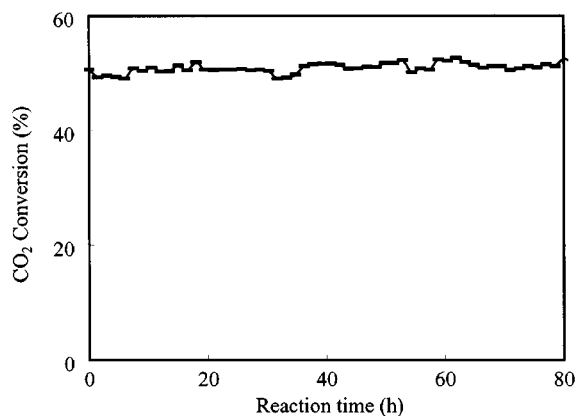


Fig. 5. CO₂ conversion vs reaction time on ZnO/Cr₂O₃ catalysts at 873 K and GHSV (ml/g_{cat} · h) of 150,000.

- : Zn : Cr=2 : 1, × : Zn : Cr=1 : 1

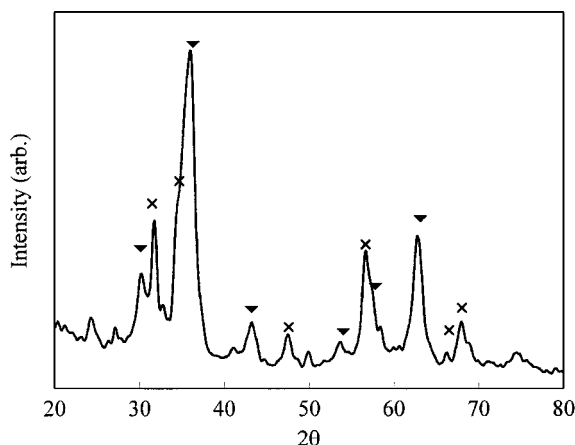


Fig. 6. XRD spectrum of ZnO/Cr₂O₃ catalyst.

× : ZnO, ▼ : ZnCr₂O₄

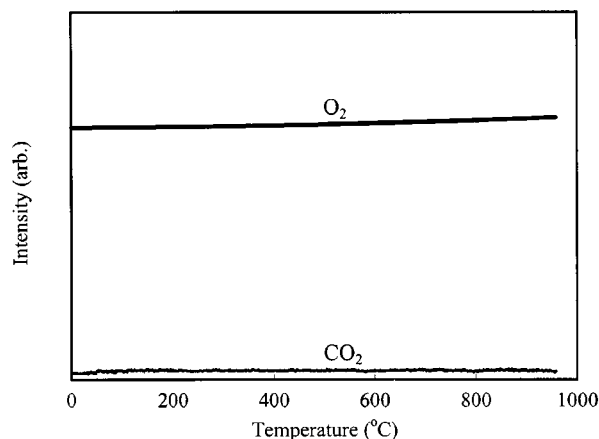


Fig. 7. TPO spectra of ZnO/Cr₂O₃ catalyst after RWReaction for 120 h. Sample=70 mg, heating rate=10 K/min, 3%O₂ in argon=50 ml/min.

after the durability test. TPO of the ZnO/Cr₂O₃ catalyst used was carried out to check the possibility of coke formation after the RWReaction for 120 h. Fig. 7 shows the intensity spectra of O₂ and CO₂ during the TPO. It is important to note that there was no CO₂

production, indicating the presence of coke on the catalyst surface. As a catalyst for the RWReaction of the CAMERE process, coke formation is fatal. The ZnO/Cr₂O₃ catalyst is a good catalyst for the RWReaction of the CAMERE process.

CONCLUSIONS

A ZnO/Cr₂O₃ catalyst was developed for the RWReaction of the CAMERE process. The activity of the catalyst was stable during the RWReaction and there was no coke formation. On the other hand, the well-known catalyst for a water-gas-shift reaction, Fe₂O₃/Cr₂O₃, was markedly deactivated during the RWReaction. The conversion of CO₂ on the Fe₂O₃/Cr₂O₃ catalyst decreased from 33.5 to 29.8% for 75 h at 873 K. The deactivation of the Fe₂O₃/Cr₂O₃ catalyst was attributed to the reduction of the metal oxide to the Fe metal, which also caused coke formation on the catalyst surface.

ACKNOWLEDGEMENTS

This research was performed for the Greenhouse Gas Research Center, one of the Critical Technology-21 Programs, funded by the Ministry of Science and Technology of Korea.

REFERENCES

- Cavani, F., Trifiro, F. and Vaccari, A., "Hydrotalcite-Type Anionic Clays: Preparation, Properties and Applications," *Catalysis Today*, **11**, 173 (1991).
- Jessop, P. G., Ikariya, T. and Noyori, R., "Homogeneous Hydrogenation of Carbon Dioxide," *Chemical Reviews*, **95**(2), 259 (1995).
- Joo, O. S., Jung, K. D., Han, S. H., Uhm, S. J., Lee, D. K. and Ihm, S. K., "Migration and Reduction of Formate to Form Methanol on Cu/ZnO Catalysts," *Appl. Catal. A: General*, **135**, 273 (1996).
- Joo, O. S., Jung, K. D., Moon, I., Rozovskii, A. Ya, Lin, G. I., Han, S. H. and Uhm, S. J., "Carbon Dioxide Hydrogenation to Form Methanol via a Reverse-Water-Gas-Shift Reaction," *Ind. Eng. Chem. Res.*, **38**(5), 1808 (1999).
- Jung, K. D., Joo, O. S. and Han, S. H., "Structure Change of Cu/ZnO by Reduction of ZnO with Methanol," *Catal. Lett.*, **68**, 49 (2000).
- Jung, K. D., Joo, O. S., Han, S. H., Uhm, S. J. and Jung, I. J., "Deactivation of Cu/ZnO Catalyst for the Dehydrogenation of Their Formates," *Catal. Lett.*, **35**, 303 (1995).
- Kitamura, N. and Tazuke, S., "Photoreduction of Carbon Dioxide to Formic Acid Mediated by Methylviologen Electron Relay," *Chem. Lett.*, 1109 (1983).
- Lee, K. R., Lim, J. H., Lee, J. K. and Chun, H. S., "Reduction of Carbon Dioxide in 3-Dimensional Gas Diffusion Electrodes," *Korean J. Chem. Eng.*, **16**, 829 (1999).
- Park, S. W., Joo, O. S., Jung, K. D., Chung, Y., Kim, H. and Han, S. H., "Effects of Reverse-Water-Gas-Shift Reaction for Methanol Synthesis in CAMERE Process," submitted to *Ind. Eng. and Chem. Res.*
- Shen, W. J., Jun, K. W., Choi, H. S. and Lee, K. W., "Thermodynamic Investigation of Methanol and Dimethyl Ether Synthesis from CO₂ Hydrogenation," *Korean J. Chem. Eng.*, **17**, 210 (2000).
- Twigg, M. V., "Catalyst Handbook," Wolfe Publication, London (1989).
- Usui, N. and Ikenouchi, M., "The Biological CO₂ Fixation and Utilization Project by RITE(1)-Highly-Effective Photobioreactor System," *Energy Convers. Mgmt*, **38**, S487 (1997).
- Yan, S. R., Jun, K. W., Hong, J. S., Lee, S. B., Choi, M. J. and Lee, K. W., "Slurry-Phase CO₂ Hydrogenation to Hydrocarbons over a Precipitated Fe-Cu-Al/K Catalyst: Investigation of Reaction Conditions," *Korean J. Chem. Eng.*, **16**(3), 357 (1999).